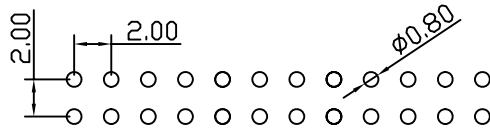
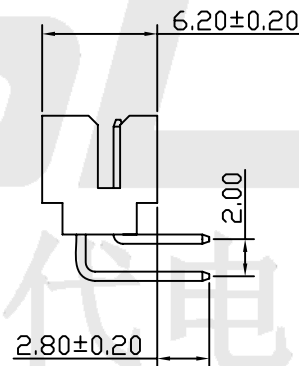
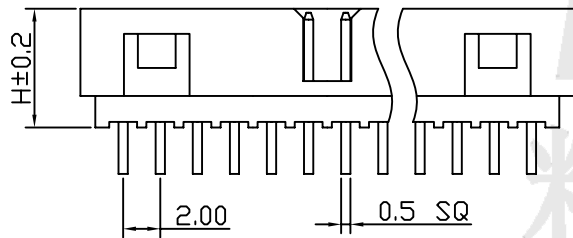
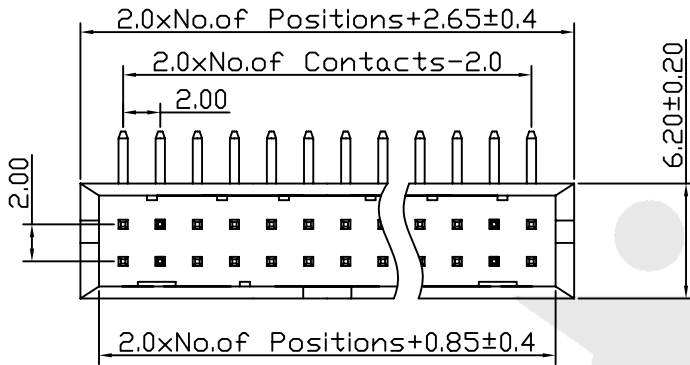


SPECIFICATIONS (技术参数)

Current Rating (额定电流): 2.0 Amps
 Contact Resistance (接触电阻): 30mΩ Max
 Insulator Resistance (绝缘电阻): 1000 MΩ min.
 Dielectric Withstanding (耐压值): AC 500V/minute
 Operating Temperature (工作温度): -40°C~+105°C



P.C.B LAYOUT

UL
CE
RH

JSD FH XX X X X XX X X X XXX X

Brand 品牌
 Box Header 筒牛插座
 Pitch 间距 (Unit:mm)
 10=1.00 12=1.27
 20=2.00 25=2.54
 Insulator Height 绝缘体高度 (Unit: mm)
 A=5.60
 B=6.40
 Grooving direction 开槽方向
 0=In the middle (中间)
 1=On both sides of the (两边)
 Add an insulator 添加绝缘体
 0=There is no (没有)
 1=There are (有)

Locate the column(定位柱)
 0=No fixed 没有固定
 1=Have a fixed 有固定
 Pin length 针的总长度
 Material Type 塑胶体材质
 0=PBT 3=PA9T
 1=PA46 4=LCP
 2=PA6T
 Contact Plated 镀层
 0=Tin 锡 3=Gold 1.5U金 6=Gold 5U金
 1=Gold 0.8U金 4=Gold 2U金 7=Gold 10U金
 2=Gold 1.0U金 5=Gold 3U金 8=Gold 15U金
 Mounting Style 安装方式
 S=Straight DIP Type 180度直插板
 R=Right Angle DIP Type 90度插板
 M=SMT vertical stick Type 立贴板

Number of contacts 触点总数
 Double row=06 to 64Pin



深圳市精时代电子科技有限公司
 官网: www.jsdconn.com
 电话: 0755-33583386/33583396
 传真: 0755-33583356

客户料号:	无	Units	mm	Scale		Drawing By	Date	2015年12月24日	
客户规格:	无	Tolerance Unless Otherwise Specified			Date	1 of 1	Title	平面设计	
注:		.X	~	±0.30	Sheet	Third Angle Projection		张火新	
REV	ECN.NO.	.XX	~	±0.30	Angle		~	±0.30	18824345453
		Drawing No.		JSDBH20BOXXXXXXXXX-001		REV		B	
		F/Name							