

SPECIFICATIONS (技术参数)

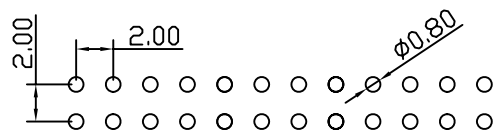
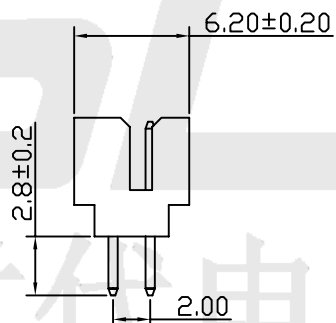
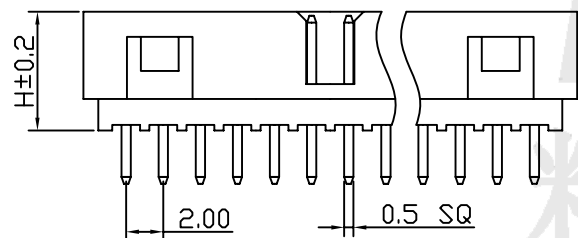
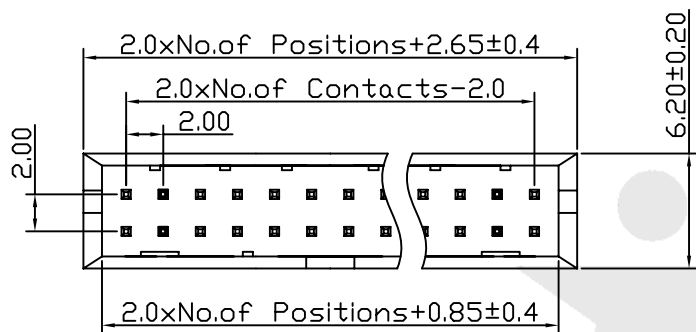
Current Rating (额定电流): 2.0 Amps

Contact Resistance (接触电阻): 30mΩ Max

Insulator Resistance (绝缘电阻): 1000 MΩ min.

Dielectric Withstanding (耐压值): AC 500V/minute

Operating Temperature (工作温度): -40°C~+105°C



P.C.B LAYOUT

JSD	FH	XX	X	X	X	XX	X	X	X	XXX	X
Brand 品牌	Box Header 筒牛插座	Pitch 间距 (Unit:mm) 10=1.00 12=1.27 20=2.00 25=2.54	Insulator Height 绝缘体高度 (Unit:mm) A=5.60 B=6.40	Grooving direction 开槽方向 0=In the middle (中间) 1=On both sides of the (两边)	Add an insulator 添加绝缘体 0=There is no (没有) 1=There are (有)	Locate the column(定位柱) 0=No fixed 没有固定 1=Have a fixed 有固定	Pin length 针的总长度	Material Type 塑胶体材质 0=PBT 3=PA9T 1=PA46 4=LCP 2=PA6T	Contact Plated 镀层 0=Tin 锡 3=Gold 1.5U金 6=Gold 5U金 1=Gold 0.8U金 4=Gold 2U金 7=Gold 10U金 2=Gold 1.0U金 5=Gold 3U金 8=Gold 15U金	Mounting Style 安装方式 S=Straight DIP Type 180度直插板 R=Right Angle DIP Type 90度插板 M=SMT vertical stick Type 立贴板	Number of contacts 触点总数 Double row=06 to 64Pin



深圳市精时代电子科技有限公司
 官网: www.jsdconn.com
 电话: 0755-33583386/33583396
 传真: 0755-33583356

客户料号:	无	Units	mm	Scale	mm	Drawing By	Date	2015年12月24日			
客户规格:	无	Tolerance Unless Otherwise Specified			Date	1 of 1	Title	平面设计			
注:		.X ~ ±0.30			Sheet	Third Angle Projection		张火新			
REV	ECN.NO.	.XX ~ ±0.30			Angle ~ ±0.30		18824345453		Drawing No.	JSDBH20B0XXXXXXX-001	REV
										F/Name	B